




# Technical Data Sheet

Restore Series  
Mid-Atlantic Plant



Product Name	Swatch	Size	Standard	Durability Class (Grade)	Dimensional Variation (Type)	Compressive Strength (psi)	24-hr Cold Water Absorption (%)	5-hr Boil Absorption (%)	IRA (g/min per 30in <sup>2</sup> )	Core Volume (%)
160-M		Modular	ASTM C216	SW	FBS	>5,000	<8	<10	<30	<25
		Engineer Modular	ASTM C216	SW	FBS	>5,000	<8	<10	<30	<25
192-M		Modular	ASTM C216	SW	FBS	>5,000	<8	<10	<30	<25
		Engineer Modular	ASTM C216	SW	FBS	>5,000	<8	<10	<30	<25
Bradford		Modular	ASTM C216	SW	FBS	>5,000	<8	<10	<30	<25
		Engineer Modular	ASTM C216	SW	FBS	>5,000	<8	<10	<30	<25

This data represents average results. If specific test results are required, sample should be taken from current production lots. U.S. STANDARD TEST METHODS (ASTM C67) ARE USED AS APPLICABLE, UNLESS OTHERWISE NOTED. ©2024

Size	Width	Height	Length	Weight	Brick per Cube	Brick per Sq Ft
Modular	3-5/8"	2-1/4"	7-5/8"	4.3	530	6.86
Engineer Modular	3-5/8"	2-3/4"	7-5/8"	5.4	430	5.76

**Note:** Products are also available as Thin Brick, see Thin Brick Technical Data Sheet.

# Technical Data Sheet

Restore Series -- Thin Brick  
Mid-Atlantic Plant



Product Name	Swatch	Size	Standard	Durability Class (Grade)	Dimensional Variation (Type)	Compressive Strength (psi)	24-hr Cold Water Absorption (%)	5-hr Boil Absorption (%)	IRA (g/min per 30in <sup>2</sup> )	Core Volume (%)
160-M Thin Brick		Modular	ASTM C1088	Exterior	TBS	N/A	<8	<10	N/A	N/A
192-M Thin Brick		Modular	ASTM C1088	Exterior	TBS	N/A	<8	<10	N/A	N/A
Bradford Thin Brick		Modular	ASTM C1088	Exterior	TBS	N/A	<8	<10	N/A	N/A

This data represents average results. If specific test results are required, sample should be taken from current production lots. U.S. STANDARD TEST METHODS (ASTM C67) ARE USED AS APPLICABLE, UNLESS OTHERWISE NOTED. ©2024

Size	Thickness	Width	Height	Length	Weight	Brick per Pack	Brick per Pallet	Brick per Sq Ft
Modular Thin Brick Flat	3/4"	3/4"	2-1/4"	7-5/8"	1.1	30	2700	6.86
Modular Thin Brick Corner	3/4"	3-5/8"	2-3/4"	7-5/8"	1.4	12	1080	4.5/LF

Note: Products are also available as Full Brick, see Full Brick Technical Data Sheet.