

Technical Data Sheet

Red Essentials Series

Lawrenceville Plant



Product Name	Swatch	Size	Standard	Durability Class (Grade)	Dimensional Variation (Type)	Compressive Strength (psi)	24-hr Cold Water Absorption (%)	5-hr Boil Absorption (%)	IRA (g/min per 30in ²)	Core Volume (%)
Smooth Flashed Red		Modular	ASTM C216	SW	FBX	>5,000	<8	<10	<34	<25
		Engineer Modular	ASTM C216	SW	FBX	>5,000	<8	<10	<34	<25
		Modular Solid	ASTM C216	SW	FBX	>5,000	<8	<10	<30	uncored
Smooth Red		Modular	ASTM C216	SW	FBX	>5,000	<8	<10	<34	<25
		Engineer Modular	ASTM C216	SW	FBX	>5,000	<8	<10	<34	<25
		Modular Solid	ASTM C216	SW	FBX	>5,000	<8	<10	<30	uncored
Wirecut Flashed Red		Modular	ASTM C216	SW	FBX	>5,000	<8	<10	<34	<25
		Engineer Modular	ASTM C216	SW	FBX	>5,000	<8	<10	<34	<25
		Modular Solid	ASTM C216	SW	FBX	>5,000	<8	<10	<30	uncored
Wirecut Red		Modular	ASTM C216	SW	FBX	>5,000	<8	<10	<34	<25
		Engineer Modular	ASTM C216	SW	FBX	>5,000	<8	<10	<34	<25
		Modular Solid	ASTM C216	SW	FBX	>5,000	<8	<10	<30	uncored

This data represents average results. If specific test results are required, sample should be taken from current production lots. U.S. STANDARD TEST METHODS (ASTM C67) ARE USED AS APPLICABLE, UNLESS OTHERWISE NOTED. ©2024

Size	Width	Height	Length	Weight	Brick per Cube	Brick per Sq Ft
Modular	3-9/16"	2-1/4"	7-5/8"	3.6	530	6.86
Engineer Modular	3-9/16"	2-3/4"	7-5/8"	4.5	435	5.76
Modular Solid	3-9/16"	2-1/4"	7-5/8"	4.8	530	6.86

Technical Data Sheet

Red Essentials Series

Mid-Atlantic Plant



Product Name	Swatch	Size	Standard	Durability Class (Grade)	Dimensional Variation (Type)	Compressive Strength (psi)	24-hr Cold Water Absorption (%)	5-hr Boil Absorption (%)	IRA (g/min per 30in ²)	Core Volume (%)
Red Bark		Modular	ASTM C216	SW	FBS	>5,000	<6	<10	<30	<25
		Engineer Modular	ASTM C216	SW	FBS	>5,000	<6	<10	<30	<25
		Modular Solid	ASTM C216	SW	FBS	>5,000	<8	<10	<30	uncored
Red Flashed Matt		Modular	ASTM C216	SW	FBS	>5,000	<6	<10	<30	<25
		Engineer Modular	ASTM C216	SW	FBS	>5,000	<6	<10	<30	<25
		Modular Solid	ASTM C216	SW	FBS	>5,000	<8	<10	<30	uncored
Red Matt		Modular	ASTM C216	SW	FBS	>5,000	<6	<10	<30	<25
		Engineer Modular	ASTM C216	SW	FBS	>5,000	<6	<10	<30	<25
		Modular Solid	ASTM C216	SW	FBS	>5,000	<8	<10	<30	uncored







This data represents average results. If specific test results are required, sample should be taken from current production lots. U.S. STANDARD TEST METHODS (ASTM C67) ARE USED AS APPLICABLE, UNLESS OTHERWISE NOTED. ©2024

Size	Width	Height	Length	Weight	Brick per Cube	Brick per Sq Ft
Modular	3-5/8"	2-1/4"	7-5/8"	4.3	530	6.86
Engineer Modular	3-5/8"	2-3/4"	7-5/8"	5.4	430	5.76
Modular Solid	3-5/8"	2-1/4"	7-5/8"	5.0	530	6.86

Technical Data Sheet

Red Essentials Series
Pittsburgh Plant



Product Name	Swatch	Size	Standard	Durability Class (Grade)	Dimensional Variation (Type)	Compressive Strength (psi)	24-hr Cold Water Absorption (%)	5-hr Boil Absorption (%)	IRA (g/min per 30in ²)	Core Volume (%)
200 Flashed Matt		Modular	ASTM C216	SW	FBX	>5,000	<6	<10	<20	<25
		Modular Solid	ASTM C216	SW	FBX	>10,000	<8	<10	<20	uncored
		Standard	ASTM C216	SW	FBX	>5,000	<6	<10	<20	<25
		Standard Solid	ASTM C216	SW	FBX	>10,000	<8	<10	<20	uncored
900 Red Matt		Modular	ASTM C216	SW	FBX	>5,000	<6	<10	<20	<25
		Modular Solid	ASTM C216	SW	FBX	>10,000	<8	<10	<20	uncored
		Standard	ASTM C216	SW	FBX	>5,000	<6	<10	<20	<25
		Standard Solid	ASTM C216	SW	FBX	>10,000	<8	<10	<20	uncored
Red Bark		Modular	ASTM C216	SW	FBX	>5,000	<6	<10	<20	<25
		Modular Solid	ASTM C216	SW	FBX	>10,000	<8	<10	<20	uncored
		Standard	ASTM C216	SW	FBX	>5,000	<6	<10	<20	<25
		Standard Solid	ASTM C216	SW	FBX	>10,000	<8	<10	<20	uncored
Red Smooth		Modular	ASTM C216	SW	FBX	>5,000	<6	<10	<20	<25
		Modular Solid	ASTM C216	SW	FBX	>10,000	<8	<10	<20	uncored
		Standard	ASTM C216	SW	FBX	>5,000	<6	<10	<20	<25
		Standard Solid	ASTM C216	SW	FBX	>10,000	<8	<10	<20	uncored
Red Smooth Flashed		Modular	ASTM C216	SW	FBX	>5,000	<6	<10	<20	<25
		Modular Solid	ASTM C216	SW	FBX	>10,000	<8	<10	<20	uncored
		Standard	ASTM C216	SW	FBX	>5,000	<6	<10	<20	<25
		Standard Solid	ASTM C216	SW	FBX	>10,000	<8	<10	<20	uncored
Red Vertex		Modular	ASTM C216	SW	FBX	>5,000	<6	<10	<20	<25
		Modular Solid	ASTM C216	SW	FBX	>10,000	<8	<10	<20	uncored
		Standard	ASTM C216	SW	FBX	>5,000	<6	<10	<20	<25
		Standard Solid	ASTM C216	SW	FBX	>10,000	<8	<10	<20	uncored

This data represents average results. If specific test results are required, sample should be taken from current production lots. U.S. STANDARD TEST METHODS (ASTM C67) ARE USED AS APPLICABLE, UNLESS OTHERWISE NOTED. ©2024

Size	Width	Height	Length	Weight	Brick per Cube	Brick per Sq Ft
Modular	3-9/16"	2-1/4"	7-5/8"	4.1	525	6.86
Modular Solid	3-9/16"	2-1/4"	7-5/8"	5.4	525	6.86
Standard	3-9/16"	2-1/4"	8"	4.4	525	6.55
Standard Solid	3-9/16"	2-1/4"	8"	5.5	525	6.55
Utility	3-9/16"	3-5/8"	11-5/8"	9.7	201	3.00